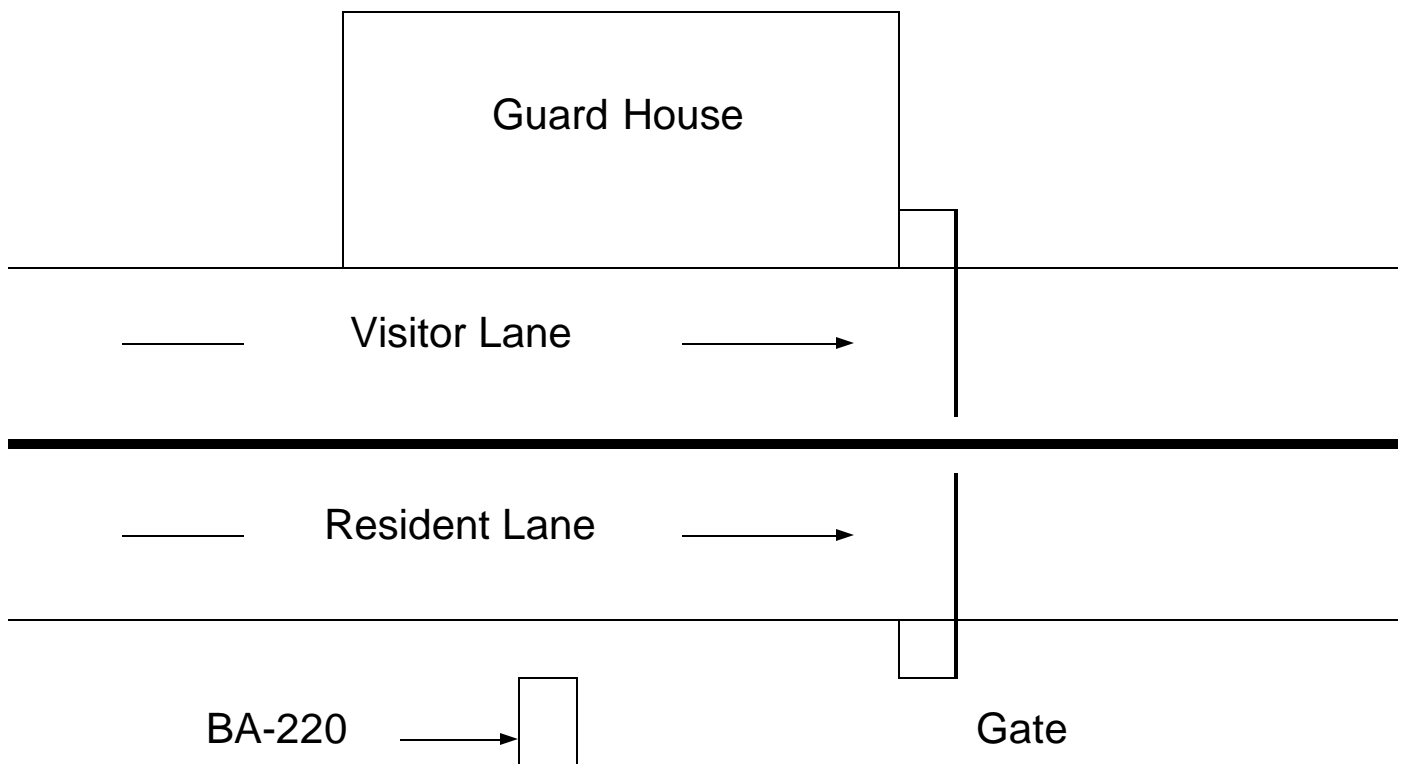


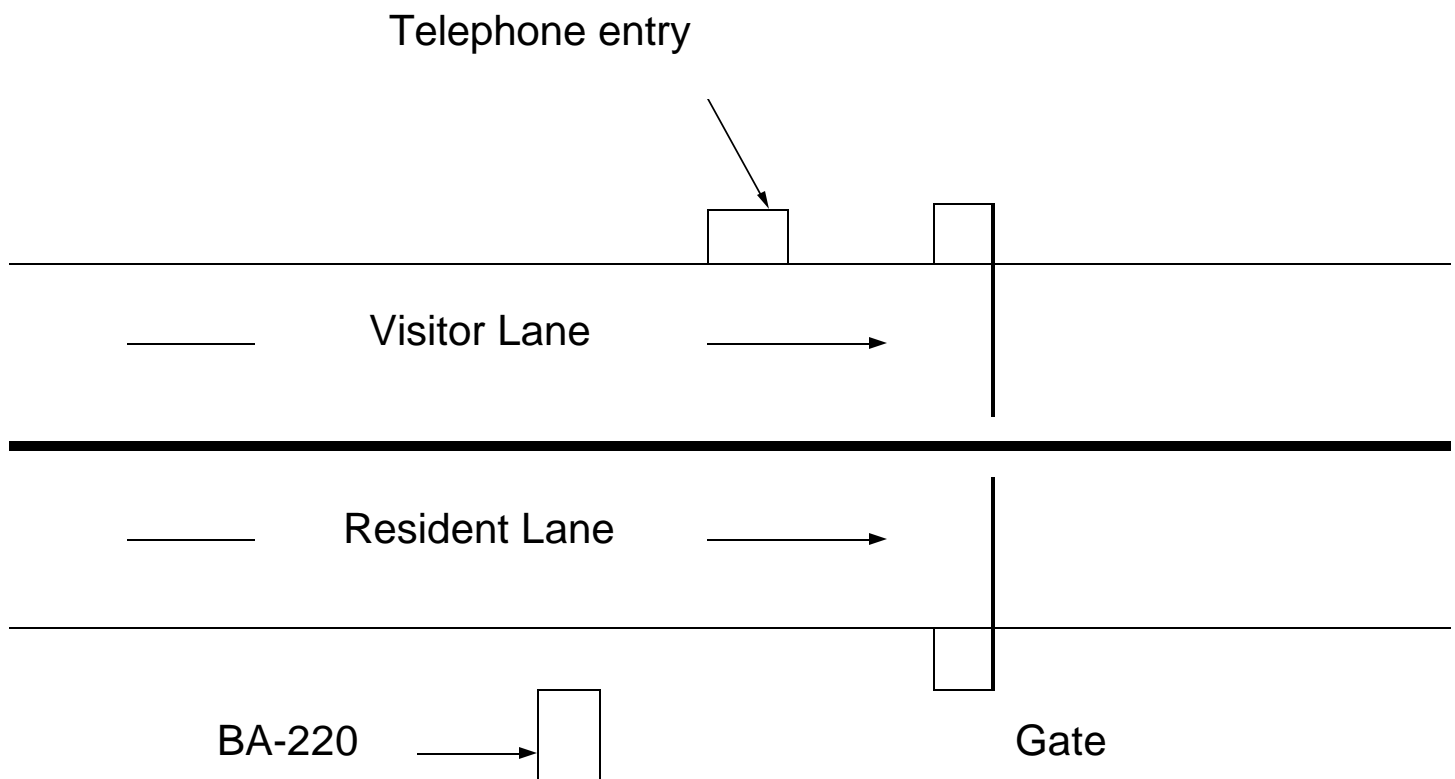
Where to use the BA-220 DualBeam

1. Residents Only lane for gated communities with 24 hour guards. In this example, there are 2 entry lanes into the community. Visitors and vendors go through the lane next to the guard house to be logged in before entering. Traffic at this lane tends to back up quickly due to the amount of time it takes to process the visitors. Residents bypass this mess and go through the Resident Only lane. A barcode decal is applied to each vehicle, and as they pass by the BA-220 DualBeam reads the barcode and can either send the data out to an access control panel via Wiegand or control the gate directly. Residents can enter as fast as the gate will cycle, so traffic does not back up.



Where to use the BA-220 DualBeam

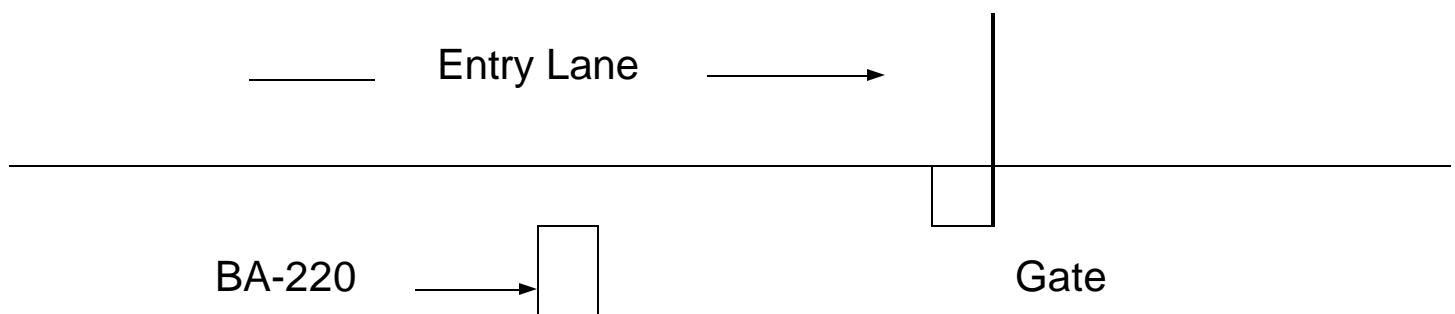
Residents Only lane for gated communities with a telephone entry system. In the same basic situation as before, the BA-220 DualBeam can send the barcode data to the telephone entry system or control the resident gate directly. Residents bypass any visitor traffic and can enter as fast as the gate will cycle. The reader is compatible with telephone entry systems from DoorKing, Sentex, Elite, Linear, DSX, Select Engineered Systems, and others.



Where to use the BA-220 DualBeam

Control Access to private or employee parking areas using the BA-220 DualBeam in Standalone mode. Each authorized vehicle has a barcode decal applied. As the vehicle passes by, the barcode is read and checked against the internal database to see if that vehicle has access. If it does, a relay contact closes to activate the gate. If the vehicle does not have access, the gate does not open and a second optional relay contact closes that can be used to activate an indicator light or sign informing the driver that access is denied.

The database listing the ID numbers and access privileges in the BA-220 DualBeam can be reviewed or edited using a laptop computer or remotely accessed through a modem connected to a telephone line. An onboard log file stores the ID and date/time of entry for the last 2000 vehicles to pass by. This file can be downloaded at any time.



Where to use the BA-220 DualBeam

Track fleet vehicles in or out of a parking area. Each fleet vehicle has a barcode decal applied, which is read by a BA-220 DualBeam every time it leaves or returns to the lot. The readers communicate with an access control system or host computer which tracks the movement of vehicles both in and out of the area.

